



Inter Markets Outlook

By Peyman Molavi

Board Member | Eton Wealth Management House

etonwealth.ae

Inter Markets Outlook

By Peyman Molavi

Board Member | Eton Wealth Management House



ABOUT US

Who We Are

Eton Wealth Management House is a boutique advisory firm built on the values of integrity, trust, and long-term vision. Headquartered in Dubai Free Zone, we serve as a bridge between global financial opportunities and the ambitions of our clients.

etonwealth.ae

Inter Markets Outlook

By Peyman Molavi

Board Member | Eton Wealth Management House



OUR PHILOSOPHY

At Eton Wealth Management, our philosophy is built upon three enduring principles: integrity, global perspective, and sustainability. Every decision we make is rooted in a client-first mindset — ensuring that our strategies, advice, and actions are always aligned with the long-term interests of those we serve. We believe that wealth is not just about accumulation but also about preservation, purpose, and impact. With Dubai as our gateway to the world, we bridge international markets, providing clients access to global opportunities while maintaining a deep understanding of regional dynamics. Above all, we are committed to building sustainable prosperity — crafting wealth strategies that endure across generations and evolve with the changing world.



Inter Markets Outlook

By Peyman Molavi

Board Member | Eton Wealth Management House

Our Values

To be the trusted partner for individuals and institutions seeking to grow, protect, and transfer wealth with confidence.

Our Mission

We deliver tailored wealth and investment solutions rooted in transparency, rigorous analysis, and deep market expertise — ensuring our clients thrive in an ever-changing financial landscape.



Inter Markets Outlook

By Peyman Molavi

Board Member | Eton Wealth Management House



Scan for Download Presentation

etonwealth.ae

Inter Markets Outlook

By Peyman Molavi

Board Member | Eton Wealth Management House



Eton Wealth Management House



”

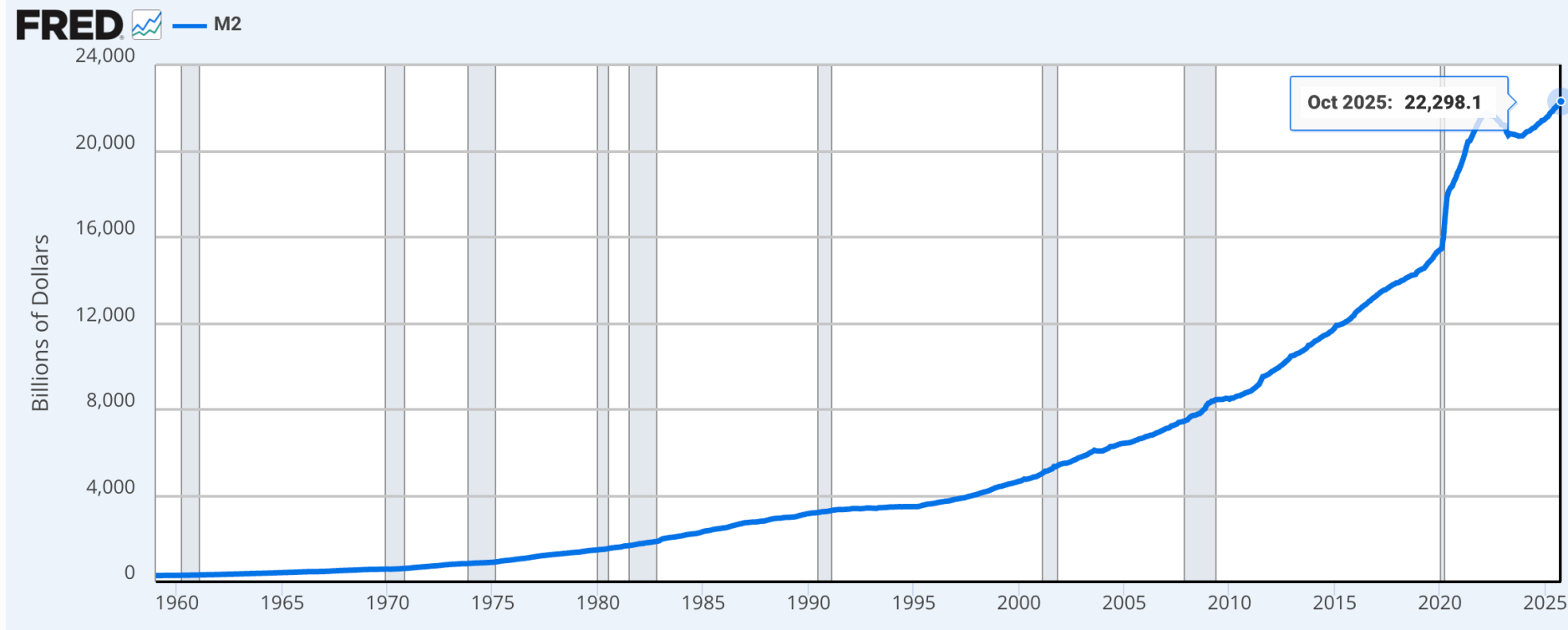
By 2030, the UAE economy is expected to consolidate its transition from oil dependence to a diversified, innovation-driven model. Strong growth is likely in sectors such as logistics, renewable energy, advanced technology, and financial services, underpinned by Vision 2031 reforms. Demographic dynamics, global energy prices, and geopolitical risks remain key uncertainties, but the UAE's proactive investment climate and strategic global positioning suggest resilience and sustained above-average regional growth.

Peyman Molavi | Eton Wealth Management House

etonwealth.ae

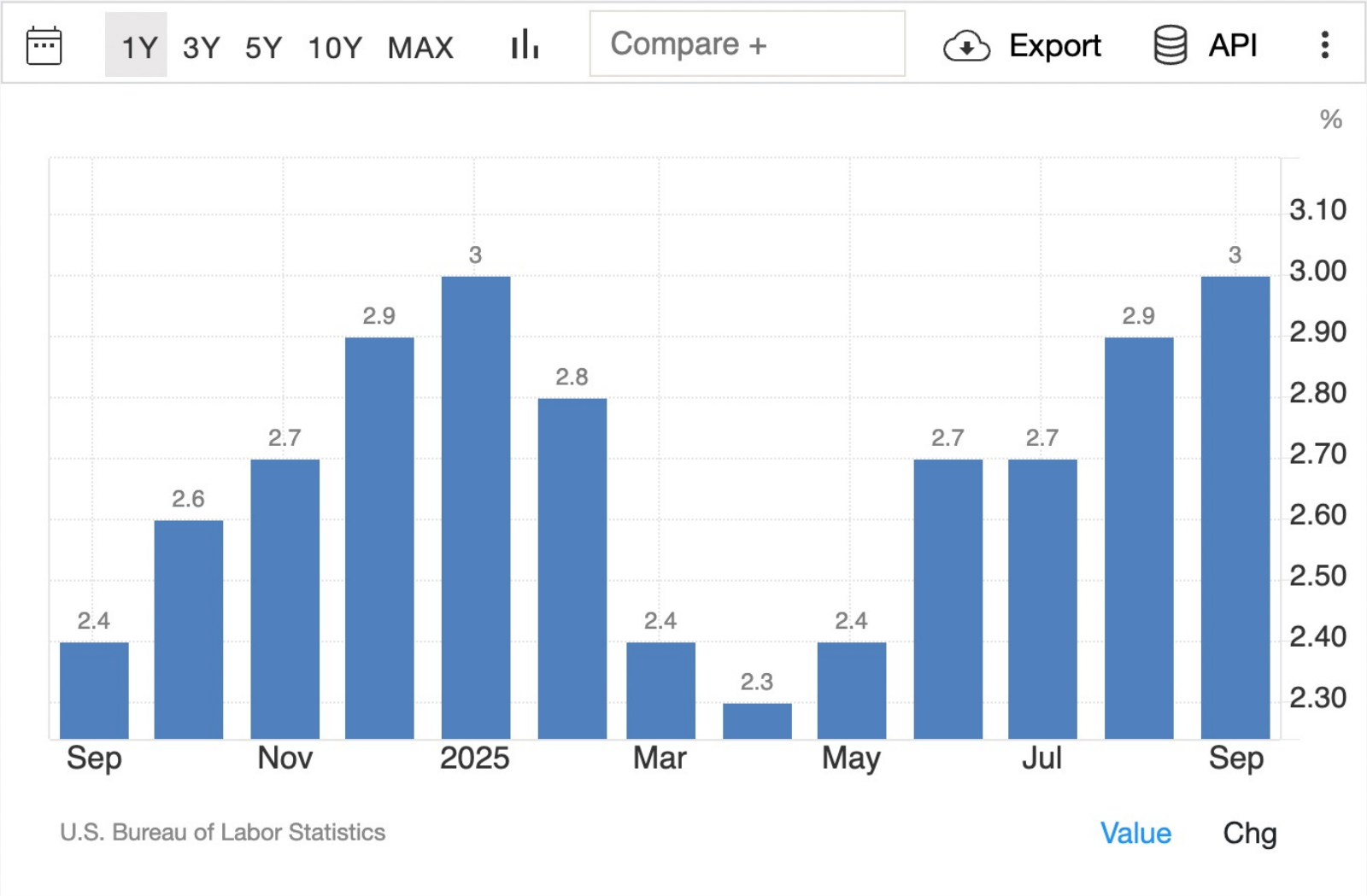
Inter Markets Outlook

By Peyman Molavi
Board Member | Eton Wealth Management House



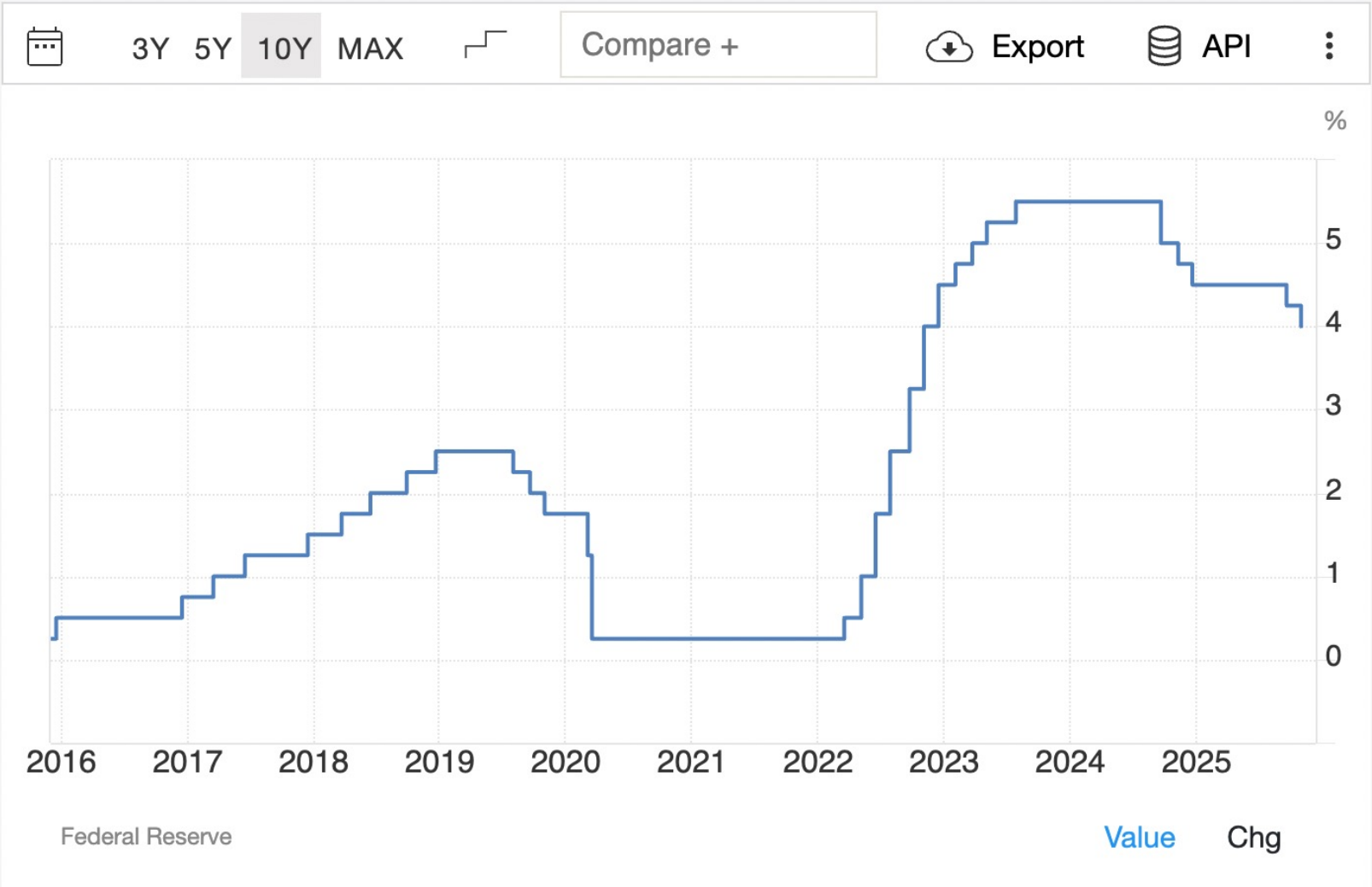
Inter Markets Outlook

By Peyman Molavi
Board Member | Eton Wealth Management House



Inter Markets Outlook

By Peyman Molavi
Board Member | Eton Wealth Management House



Inter Markets Outlook

By Peyman Molavi

Board Member | Eton Wealth Management House



Market Summary > S&P 500

6,812.63

+3,113.51 (84.17%) ↑ past 5 years

Azar 10, 16:40 EST • [Disclaimer](#)

+ Follow

1D | 5D | 1M | 6M | YTD | 1Y | **5Y** | Max



| | | | | | |
|------|----------|------------|----------|------------|----------|
| Open | 6,812.30 | Low | 6,799.94 | 52-wk high | 6,920.34 |
| High | 6,843.65 | Prev close | 6,849.09 | 52-wk low | 4,835.04 |

etonwealth.ae

Inter Markets Outlook

By Peyman Molavi
Board Member | Eton Wealth Management House



6,812.63

+3,113.51 (84.17%) ↑ past 5 years

Azar 10, 16:40 EST • [Disclaimer](#)

+ Follow



1D | 5D | 1M | 6M | YTD | 1Y | 5Y | Max



| | | | | | |
|------|----------|------------|----------|------------|----------|
| Open | 6,812.30 | Low | 6,799.94 | 52-wk high | 6,920.34 |
| High | 6,843.65 | Prev close | 6,849.09 | 52-wk low | 4,835.04 |

Inter Markets Outlook

By Peyman Molavi

Board Member | Eton Wealth Management House



Market Summary > NVIDIA Corp

179.92 USD

+ Follow

+166.36 (1,226.84%) ↑ past 5 years

Closed: Azar 11, 04:52 EST • [Disclaimer](#)

Pre-market 180.29 **+0.37 (0.21%)**

1D | 5D | 1M | 6M | YTD | 1Y | **5Y** | Max



| | | | | | |
|------|--------|-----------|--------|---------------|--------|
| Open | 174.76 | Mkt cap | 4.37T | 52-wk high | 212.19 |
| High | 180.30 | P/E ratio | 44.56 | 52-wk low | 86.63 |
| Low | 173.68 | Div yield | 0.022% | Qtrly Div Amt | 0.010 |

etonwealth.ae

Inter Markets Outlook

By Peyman Molavi
Board Member | Eton Wealth Management House



Market Summary > NVIDIA Corp

179.92 USD

+ Follow

+166.36 (1,226.84%) ↑ past 5 years

Closed: Azar 11, 04:52 EST • [Disclaimer](#)

Pre-market 180.29 +0.37 (0.21%)

1D | 5D | 1M | 6M | YTD | 1Y | 5Y | Max



| | | | | | |
|------|--------|-----------|--------|---------------|--------|
| Open | 174.76 | Mkt cap | 4.37T | 52-wk high | 212.19 |
| High | 180.30 | P/E ratio | 44.56 | 52-wk low | 86.63 |
| Low | 173.68 | Div yield | 0.022% | Qtrly Div Amt | 0.010 |

Inter Markets Outlook

By Peyman Molavi

Board Member | Eton Wealth Management House



| | | | | | |
|----------------------|---------------|---------------|---------------|----------------|---------------|
| Thailand | <u>2.83%</u> | <u>11.87%</u> | <u>34.05%</u> | n.a. | <u>-0.29%</u> |
| Tunisia | <u>6.82%</u> | n.a. | n.a. | n.a. | <u>3.13%</u> |
| Ukraine | <u>2.18%</u> | <u>11.50%</u> | <u>-1.18%</u> | <u>-34.06%</u> | <u>0.43%</u> |
| United Arab Emirates | <u>13.27%</u> | <u>80.00%</u> | <u>37.18%</u> | <u>118.74%</u> | <u>2.75%</u> |
| United Kingdom | <u>2.78%</u> | <u>23.68%</u> | <u>46.25%</u> | <u>68.95%</u> | <u>-0.19%</u> |
| United States | <u>1.68%</u> | <u>49.47%</u> | <u>92.35%</u> | <u>128.38%</u> | <u>1.20%</u> |
| Uruguay | <u>3.77%</u> | <u>41.82%</u> | n.a. | n.a. | <u>-1.59%</u> |
| Vietnam | <u>20.14%</u> | <u>33.82%</u> | n.a. | n.a. | <u>22.81%</u> |



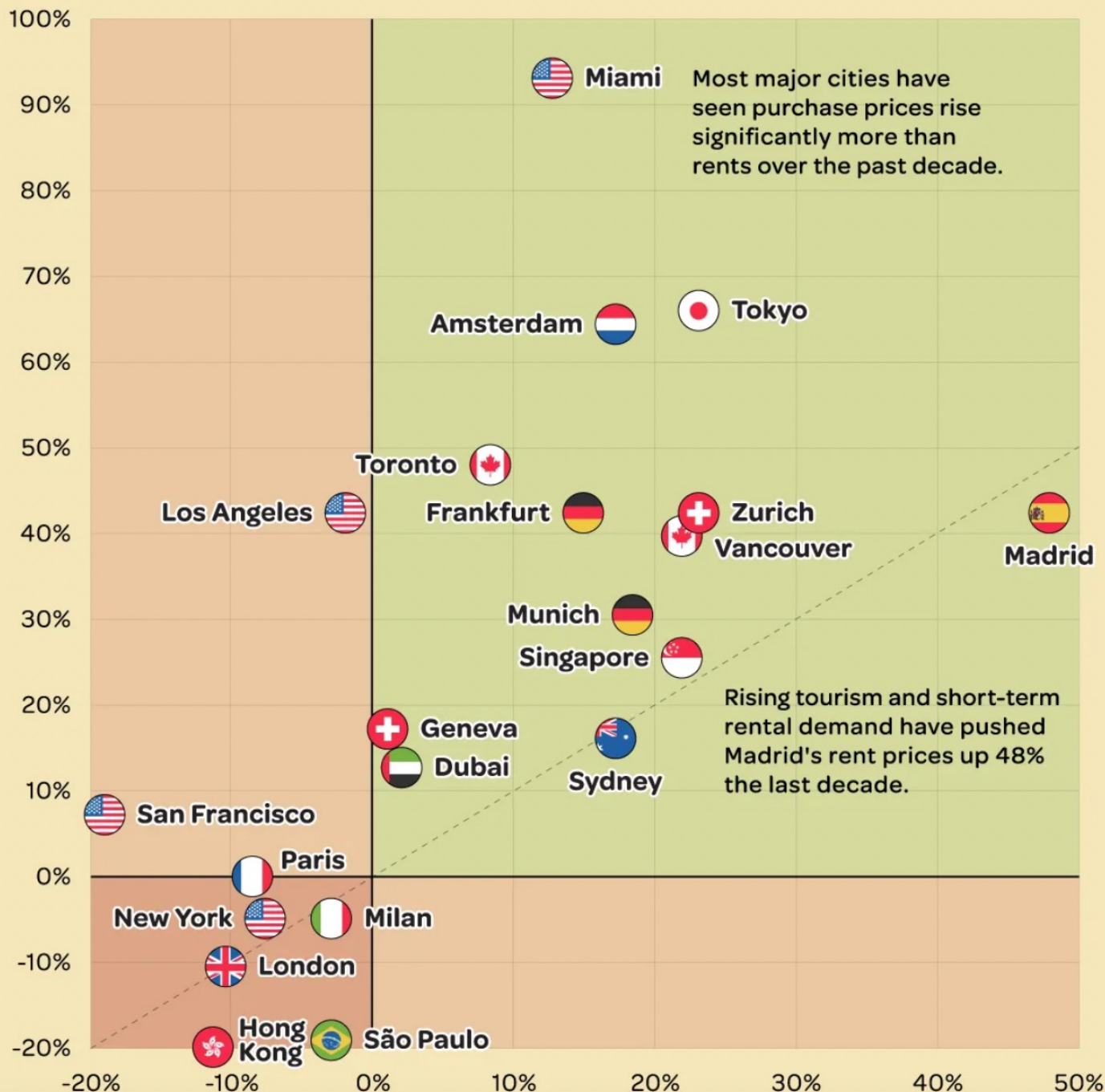
Inter Markets Outlook

By Peyman Molavi

Board Member | Eton Wealth Management House



REAL PURCHASE PRICE CHANGE



Inter Markets Outlook

By Peyman Molavi

Board Member | Eton Wealth Management House



Commodity CRB Index

MacroMicro.me | MacroMicro



Inter Markets Outlook

By Peyman Molavi

Board Member | Eton Wealth Management House



Commodity CRB Index

MacroMicro.me | MacroMicro



Inter Markets Outlook

By Peyman Molavi

Board Member | Eton Wealth Management House



Market Summary > Bitcoin

86,727.24 USD

+86,273.25 (19,003.34%) ↑ all time

+ Follow

Azar 11, 09:56 UTC · [Disclaimer](#)

1D

5D

1M

6M

YTD

1Y

5Y

Max

150,000

100,000

50,000

0

1398 AP

1402 AP

etonwealth.ae

Inter Markets Outlook

By Peyman Molavi
Board Member | Eton Wealth Management House



Inter Markets Outlook

By Peyman Molavi
Board Member | Eton Wealth Management House



Inter Markets Outlook

By Peyman Molavi

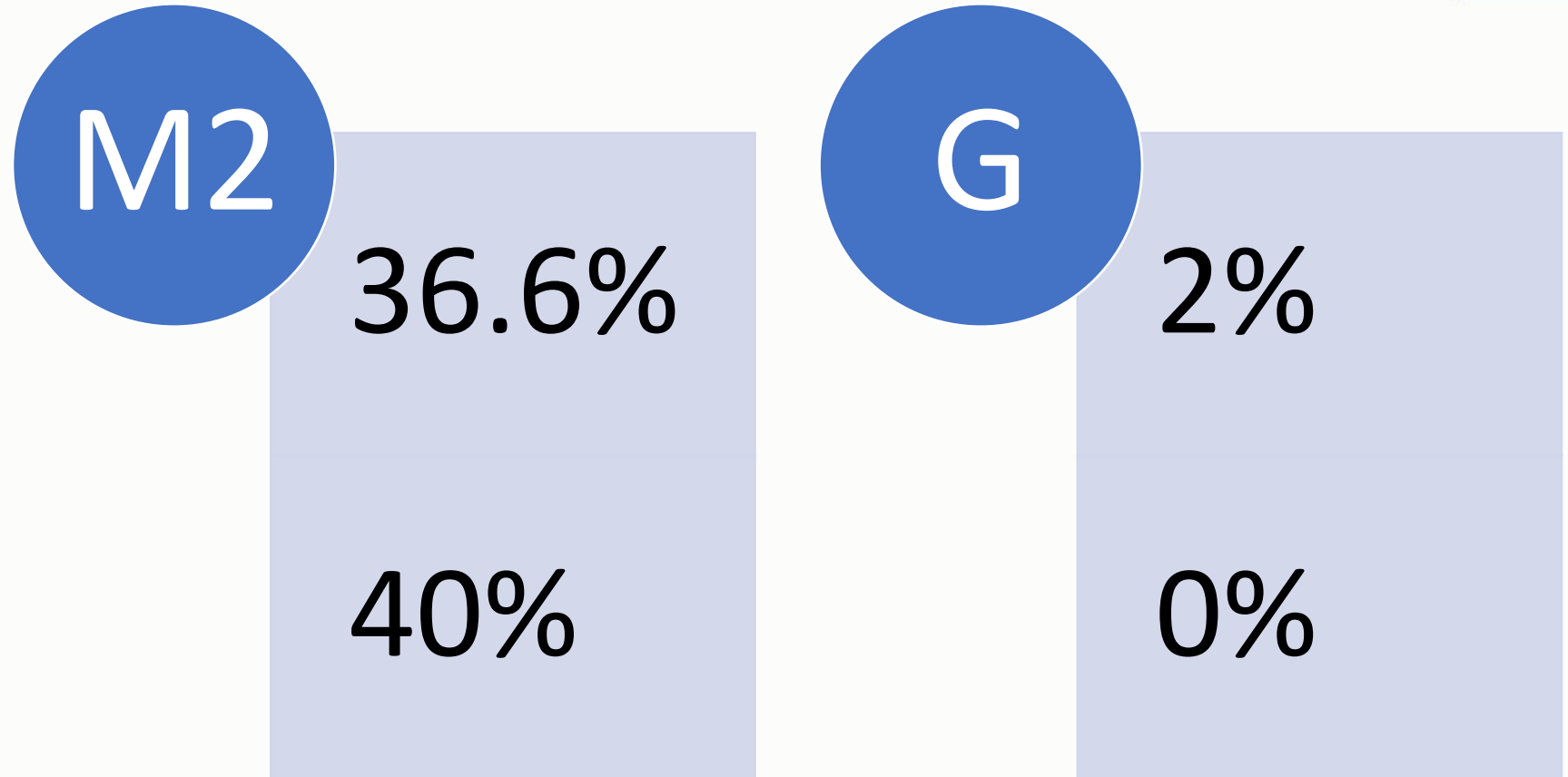
Board Member | Eton Wealth Management House



Inter Markets Outlook

By Peyman Molavi


Board Member | Eton Wealth Management House



Inter Markets Outlook

By Peyman Molavi


Board Member | Eton Wealth Management House



Inter Markets Outlook

By Peyman Molavi

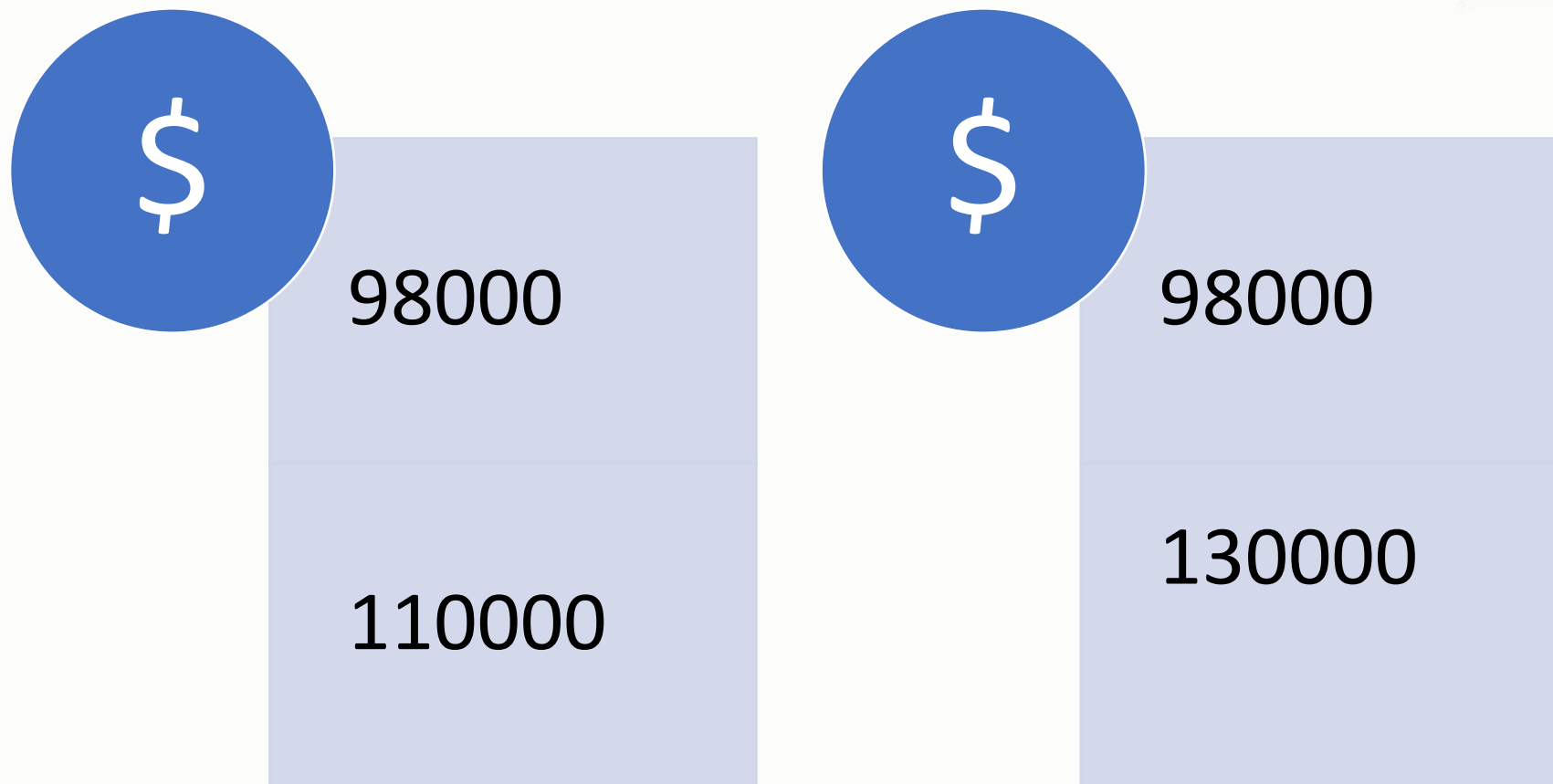
Board Member | Eton Wealth Management House



Inter Markets Outlook

By Peyman Molavi

Board Member | Eton Wealth Management House



Inter Markets Outlook

By Peyman Molavi

Board Member | Eton Wealth Management House



Gold

10200

15000

Gold

10200

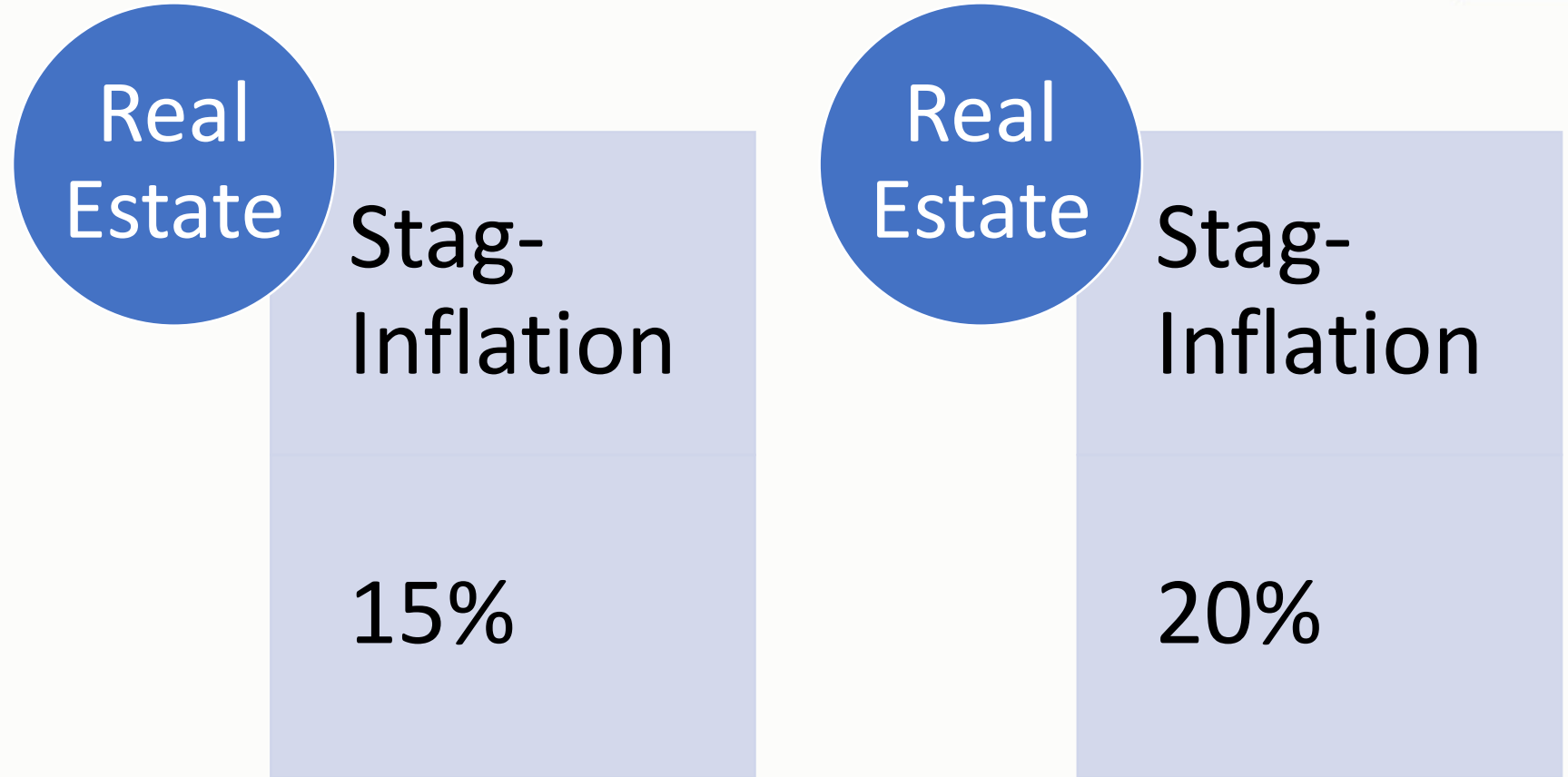
16500



Inter Markets Outlook

By Peyman Molavi

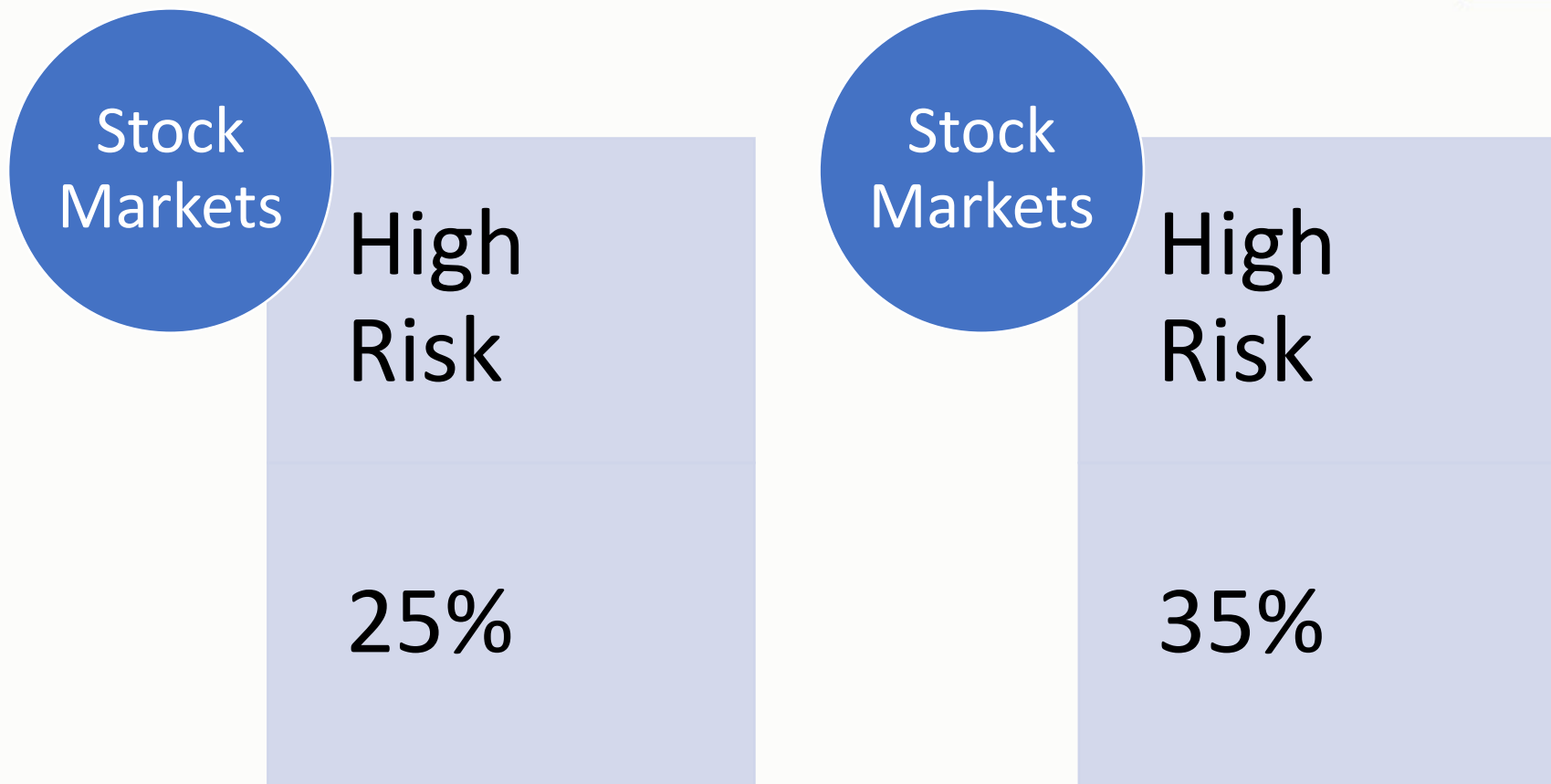
Board Member | Eton Wealth Management House



Inter Markets Outlook

By Peyman Molavi

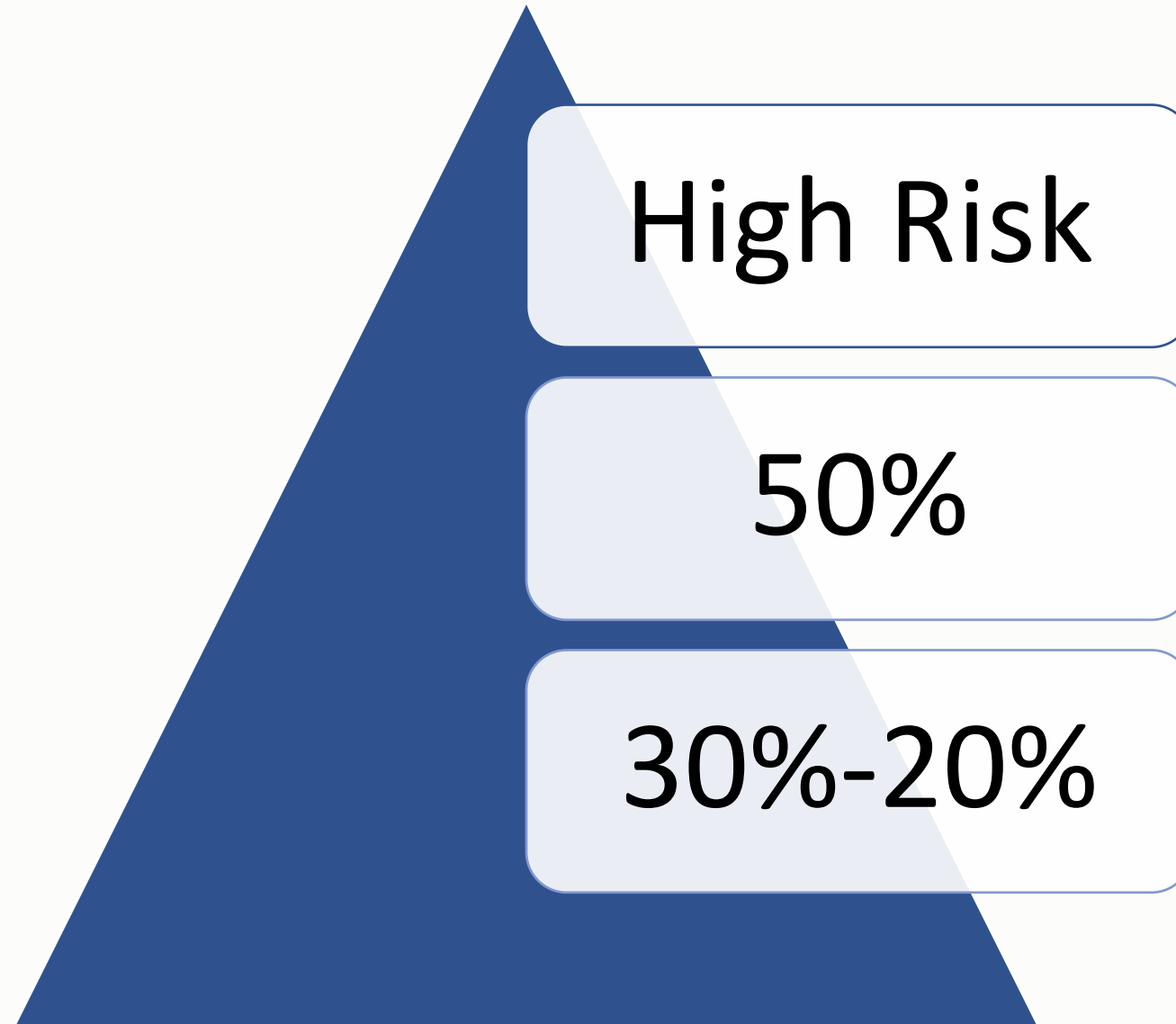
Board Member | Eton Wealth Management House



Inter Markets Outlook

By Peyman Molavi

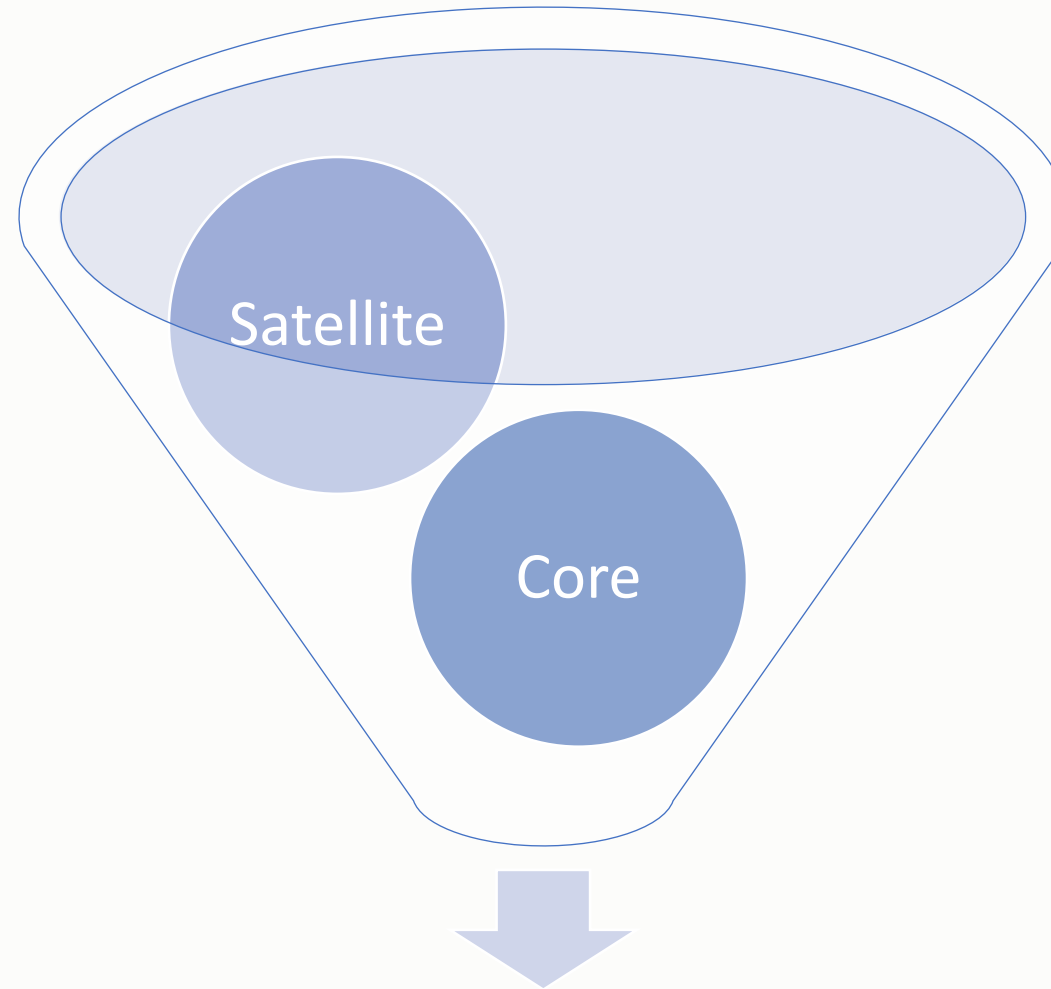
Board Member | Eton Wealth Management House



Inter Markets Outlook

By Peyman Molavi

Board Member | Eton Wealth Management House

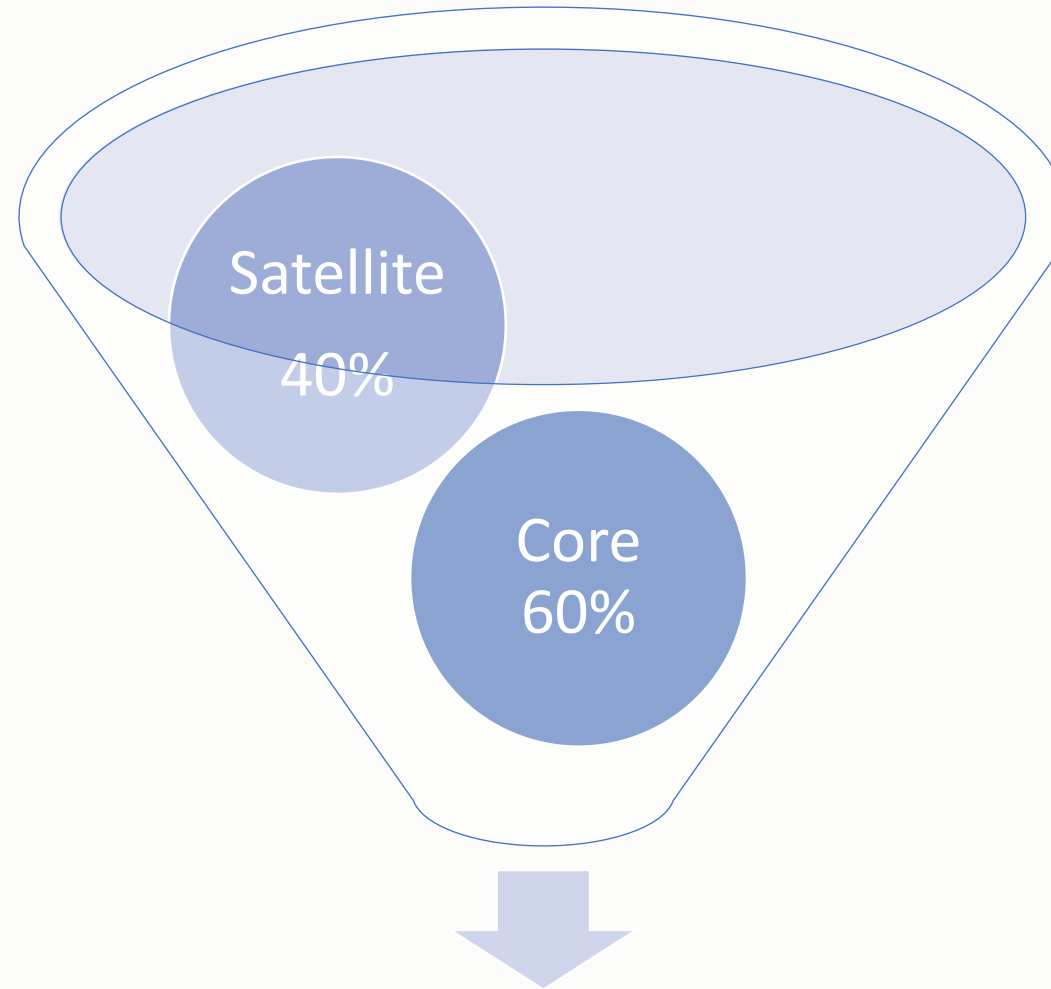


Risk Management

Inter Markets Outlook

By Peyman Molavi

Board Member | Eton Wealth Management House



Risk Management

Inter Markets Outlook

By Peyman Molavi

Board Member | Eton Wealth Management House



| Credit Ratings | | | |
|-------------------|-----|---------|-------|
| | S&P | Moody's | Fitch |
| Investment Grade | AAA | Aaa | AAA |
| | AA | Aa | AA |
| | A | A | A |
| | BBB | Baa | BBB |
| Speculative Grade | BB | Ba | BB |
| | B | B | B |
| | CCC | Caa | CCC |
| | CC | Ca | CC |
| | C | C | C |
| | D | D | D |

Credit Risk



Inter Markets Outlook

By Peyman Molavi

Board Member | Eton Wealth Management House



| | S&P | Moody's | DBRS | TE |
|----------------|-----|---------|------|-----|
| Australia | AAA | Aaa | AAA | 100 |
| Canada | AAA | Aaa | AAA | 100 |
| Denmark | AAA | Aaa | AAA | 100 |
| Germany | AAA | Aaa | AAA | 100 |
| Liechtenstein | AAA | | | 100 |
| Luxembourg | AAA | Aaa | AAA | 100 |
| Netherlands | AAA | Aaa | AAA | 100 |
| Switzerland | AAA | Aaa | AAA | 100 |
| Norway | AAA | Aaa | AAA | 99 |
| Sweden | AAA | Aaa | AAA | 99 |
| Singapore | AAA | Aaa | AAA | 98 |
| European Union | AA+ | Aaa | AAA | 97 |
| United States | AA+ | Aa1 | AAA | 97 |



Inter Markets Outlook

By Peyman Molavi

Board Member | Eton Wealth Management House



| | | | | |
|----------------------|------|-------|-----------|----|
| United States | AA+ | Aa1 | AAA | 97 |
| Finland | AA+ | Aa1 | AA (high) | 96 |
| New Zealand | AA+ | Aaa | AAA | 96 |
| Austria | AA+ | Aa1 ↓ | AAA ↓ | 95 |
| Taiwan | AA+ | Aa3 | | 90 |
| United Arab Emirates | AA | Aa2 | | 90 |
| Hong Kong | AA+ | Aa3 | | 88 |
| Ireland | AA ↑ | Aa3 ↑ | AA | 88 |
| Qatar | AA | Aa2 | | 88 |
| Belgium | AA ↓ | Aa3 ↓ | AA | 87 |
| Isle of Man | N/A | Aa3 | | 87 |
| Macau | | Aa3 ↓ | | 87 |
| United Kingdom | AA | Aa3 | AA | 87 |
| South Korea | AA | Aa2 | | 86 |



Inter Markets Outlook

By Peyman Molavi

Board Member | Eton Wealth Management House



ABOUT US

Who We Are

Eton Wealth Management House is a boutique advisory firm built on the values of integrity, trust, and long-term vision. Headquartered in Dubai Free Zone, we serve as a bridge between global financial opportunities and the ambitions of our clients.

etonwealth.ae

Inter Markets Outlook

By Peyman Molavi

Board Member | Eton Wealth Management House



OUR PHILOSOPHY

At Eton Wealth Management, our philosophy is built upon three enduring principles: integrity, global perspective, and sustainability. Every decision we make is rooted in a client-first mindset — ensuring that our strategies, advice, and actions are always aligned with the long-term interests of those we serve. We believe that wealth is not just about accumulation but also about preservation, purpose, and impact. With Dubai as our gateway to the world, we bridge international markets, providing clients access to global opportunities while maintaining a deep understanding of regional dynamics. Above all, we are committed to building sustainable prosperity — crafting wealth strategies that endure across generations and evolve with the changing world.



Inter Markets Outlook

By Peyman Molavi

Board Member | Eton Wealth Management House

Our Values

To be the trusted partner for individuals and institutions seeking to grow, protect, and transfer wealth with confidence.

Our Mission

We deliver tailored wealth and investment solutions rooted in transparency, rigorous analysis, and deep market expertise — ensuring our clients thrive in an ever-changing financial landscape.





Inter Markets Outlook

By Peyman Molavi

Board Member | Eton Wealth Management House

etonwealth.ae

